

CrankCase Heater

240V Self Regulating Cable

Product Specifications

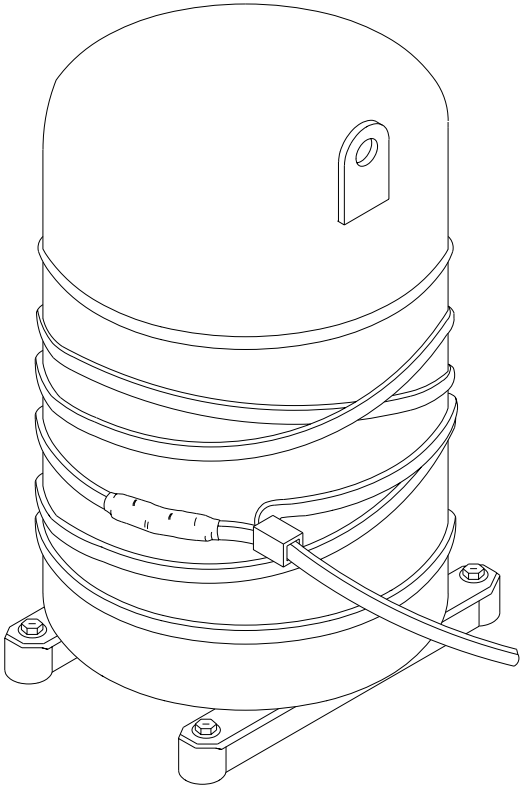
Features and Benefits:

Helps extend compressor life by keeping oil at safe operating temperature.

- Helps prevent compressor burn outs.
- Fits compressors up to 5hp with up to 2.3 litres of oil.
- Flexible to -51degC
- No Thermostat required
- Easy to install.
- Can be crossed or overlapped.

CCH is a fast, easy and effective way to extend refrigeration compressor life. It overcomes one of the leading causes of compressor burnout by keeping the crankcase oil warm enough to work effectively. Since it is self regulating, it also keeps oil from becoming too warm while preventing damage to the cable.

CCH incorporates a self regulating polymer core that controls its heat without a thermostat. Over heating is avoided by cutting back heat output at the point the cable touches or overlaps itself or by reacting to changes in ambient temperature. CCH is jacketed with a thermoplastic sheath that resists abrasion and the effects of most chemicals. Each unit is completely self contained meaning less wasted time and materials occur during installation.



CCH - Self Regulating Crankcase Heater

Ordering Information:

Catalogue Number	Voltage	Power Output @ 10°C	Girth (Wraparound dimension)
CCH-2	240V	52 Watts	Up to 2M

*Special Lengths can be manufactured upon request

*ALL Electric Heat Tracing requires an Earth Leakage Device fitted to Power Source as per AS/NZS3000:2007

Construction

1. Self Regulating SX Cable
2. 3 core flex standard 1M length

THERMON . . . The Heat Tracing Specialists®

30 London Dr. • PO Box 532 • Bayswater, VIC, 3153
 Ph: +61 3 9762 6900 • Fax: +61 3 9762 9519
 www.thermon.com • aus.sales@thermon.com

PART NO: 981-1540 REV 5 - 21/09/10

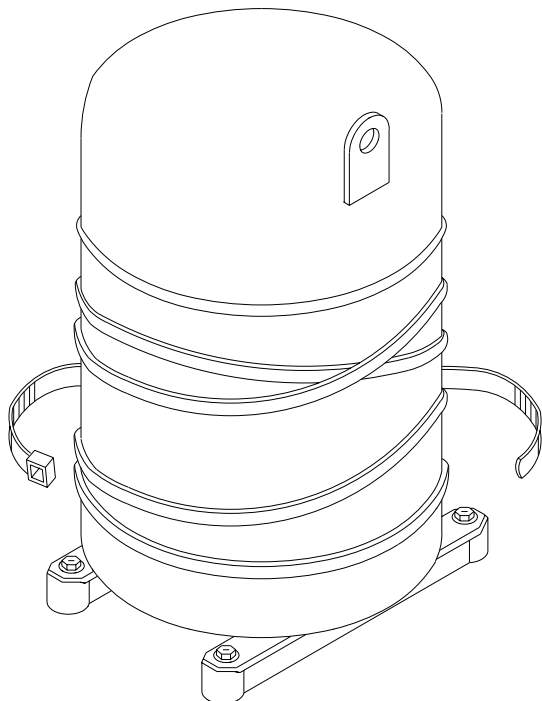


CrankCase Heater

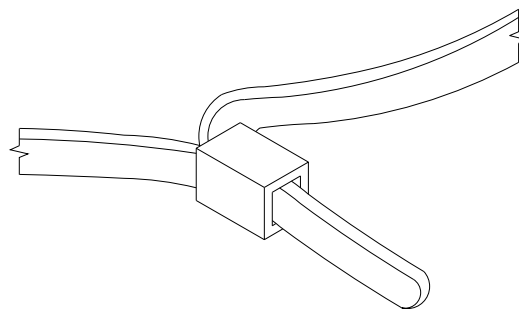
240V Self Regulating Cable

Installation Instructions

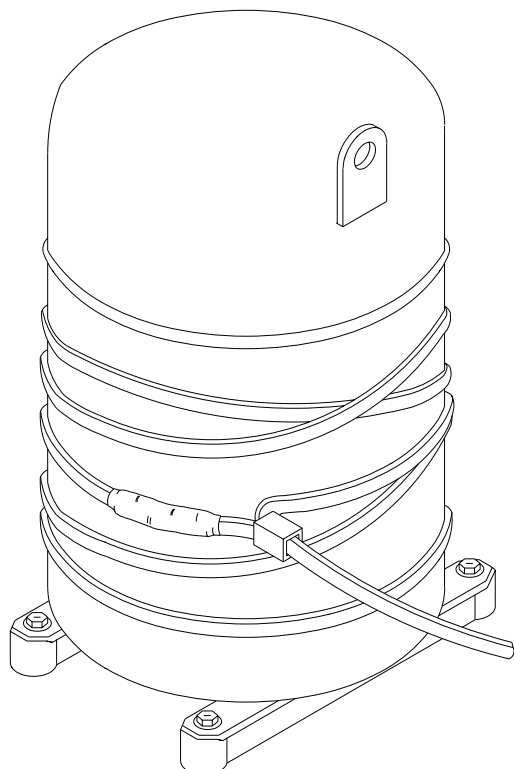
1. Wrap CCH around casing as many times as possible. Can be overlapped without damage to increase coverage.



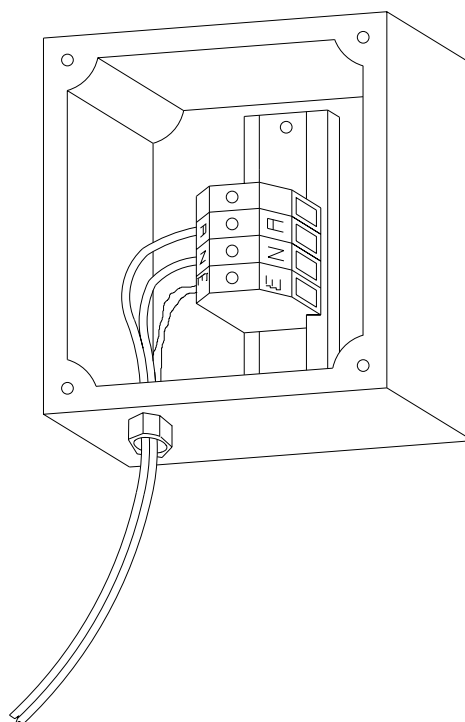
2. Feed plastic strip into the locking slot in buckle.



3. Tighten cable to secure CCH to the crankcase. Wrap with FT-1H tape for extra surface contact.



4. Connect CCH to power. A 240 Volt supply with 30mA earth leakage protection is mandatory



THERMON . . . The Heat Trace Specialists

30 London Dr. PO Box 532. Bayswater, Vic, 3153
Ph: +61 3 9762 6900. Fax: +61 3 9762 9519
www.thermon.com. aus.sales@thermon.com

