

ThermaSeam™ Tank Insulation System

Product Specifications

Application . . .

Vertical Standing Seam Panel Insulation for Tanks

Thermon's ThermaSeam tank insulation system, comprised of prefabricated standing seam insulation panels and accessories, dramatically improves the durability, life expectancy and appearance of a tank insulation system. Storage tanks ten feet (three meters) or greater in diameter that require insulation for temperature conservation or condensate prevention are ideal candidates for a ThermaSeam system.

An aluminum outer jacket is bonded to foil-faced polyisocyanurate insulation to form a laminated ThermaSeam panel (other metal jacket/insulation combinations are available). These panels extend vertically the full height of a tank sidewall and are also utilized on a tank roof. Protrusions from the insulation, such as manways, nozzles and stair brackets, are tightly fitted and sealed. Where ground water or product wicking is a problem, foamglass insulation can be installed at the base of the tank.

Ratings/Specifications . . .

Panel width 24" (61 cm)
 Panel height based on tank height
 Panel anchor cable 1/4" dia. (6.4 mm) steel
 Panel retaining clip 3/8" x 0.015" stainless steel
 (9.5 mm x 0.38 mm)

Available insulation materials/temperature ranges

Polyisocyanurate -100°F to 250°F (-73°C to 121°C)
 Fiberglass -60°F to 850°F (-51°C to 454°C)
 Mineral wool -60°F to 1200°F (-51°C to 649°C)
 Composite based on combination

Insulation k factors¹

Polyisocyanurate ... 0.19 Btu•in/hr•ft²•°F (0.027 w/m•°C)
 Fiberglass 0.24 Btu•in/hr•ft²•°F (0.035 w/m•°C)
 Mineral wool 0.30 Btu•in/hr•ft²•°F (0.043 w/m•°C)
 Composite based on combination

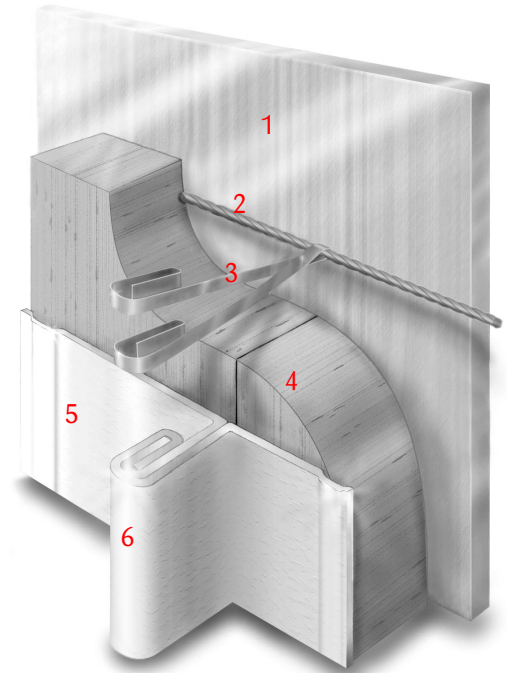
Available insulation thicknesses 1" to 4" (25 to 100 mm)

Available metal jacket materials²/thicknesses

Aluminum 0.024" (0.61 mm)
 Stainless steel 0.016" (0.41 mm)
 Coated steel 0.024" (0.61 mm)



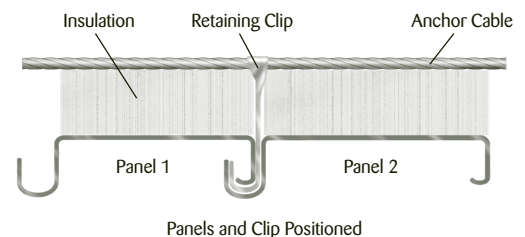
Notes . . .

1. Mean temperature for k factor is 100°F (37.8°C).
2. Metal jacket is available in a variety of colors; contact Thermon.



Construction . . .

- 1 Tank Shell
- 2 Anchor Cable
- 3 Retaining Clip
- 4 Thermal Insulation
- 5 Metal Jacket
- 6 Machine-Formed, Double-Locking Standing Seam



THERMON . . . The Heat Tracing Specialists®

100 Thermon Dr. • PO Box 609 • San Marcos, TX 78667-0609
 Phone: (512) 396-5801 • Facsimile: (512) 396-3627 • **1-800-820-HEAT**
 www.thermon.com In Canada call **1-800-563-8461**

ISO 9001
REGISTERED


ThermaSeam™

Tank Insulation System

Product Specifications

Installation Details . . .

ThermaSeam panels are held in place against the tank with stainless steel retaining clips (captured in the machine-formed seam) secured to steel anchor cables wrapped around the perimeter of the tank. External banding, a traditional weak spot in the tank insulation process, is eliminated.



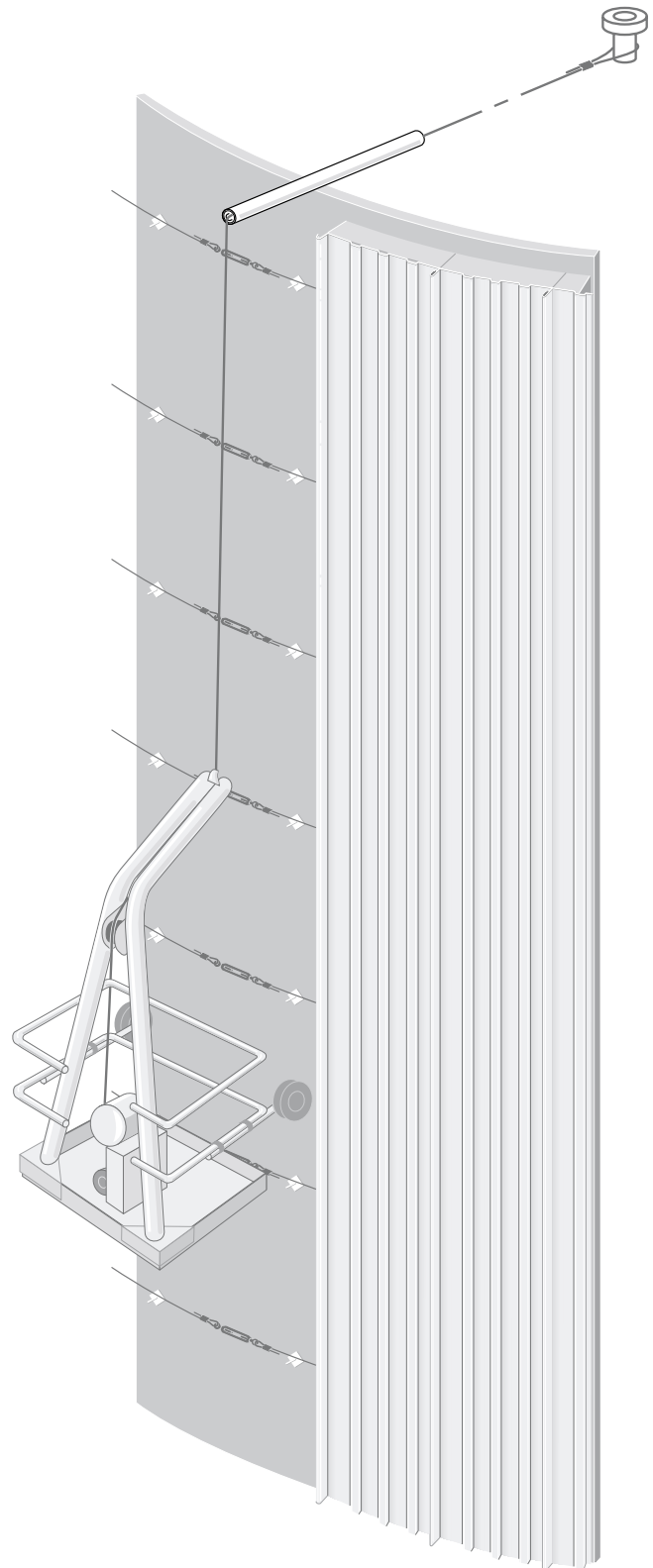
Stickpins temporarily hold the steel cables in place prior to tightening the turnbuckles.



Stainless steel turnbuckles and two double-crimped ferrules at each cable end apply the necessary tension required to support the ThermaSeam panels.



Stainless steel retaining clips are looped around the anchor cable and folded over the edge of the panel. The machine-formed seam locks the panels and retaining clips together snugly against the tank.



Climber basket and laminated ThermaSeam panels eliminate the need for scaffolding in most applications.

