

FLX™ Self-Regulating Heating Cable

Product Specifications

Application: Freeze Protection

FLX self-regulating heating cables are designed to provide freeze protection and temperature maintenance to metallic and nonmetallic pipes, tanks and equipment. FLX heating cables are rated for heat outputs of 10, 16, 26 and 33 watts/meter at 10°C when powered at 230 Vac. FLX is a proven, simple, practical solution for both metal and plastic pipes.

Rugged and Reliable . . .

FLX self-regulating cables are protected by a tinned copper braid and a polyolefin outer jacket to provide grounding and additional mechanical protection for the cable. An optional fluoropolymer outer jacket is available if additional environmental protection is required.

Heat tracing users expect quality products and services from a reputable manufacturer. Thermon exceeds these expectations by operating under the ISO 9001 standard for quality.

Easy to Design . . .

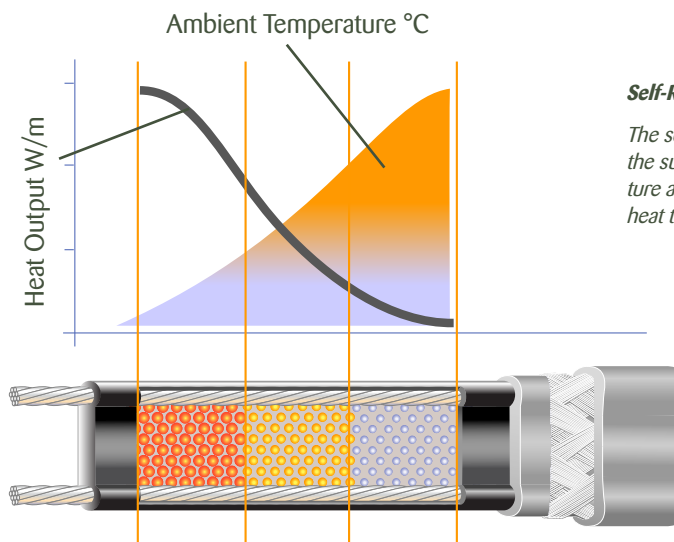
Whether the application is a small project or a complex network of piping and equipment, designing an electric heat traced freeze protection system is easy with Thermon self-regulating cables. A simple cable selection chart based on pipe size confirms product application; see selection guide for details.

With parallel circuitry, self-regulating cables do not require piping dimensions and can be cut to length in the field. Heat tracing circuits for field-routed piping can be quickly and easily designed on site.

Easy to Install . . .

FLX is installed directly on metallic or nonmetallic piping under conventional thermal insulation with ordinary hand tools. Kits for power connection, end termination and splicing, plus other accessories, are designed for quick and easy installation.

Simply pull FLX from the supply reel, install directly on the pipe and complete circuit fabrication. Tee splices may be installed anywhere along the circuit to match the layout of the piping.



Self-Regulating Heat Output

The self-regulating heat output of the cables varies in response to the surrounding temperature. Variations in the ambient temperature are automatically compensated for along the entire length of a heat traced pipe.



THERMON . . . The Heat Tracing Specialists®
www.thermon.com



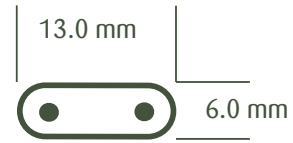
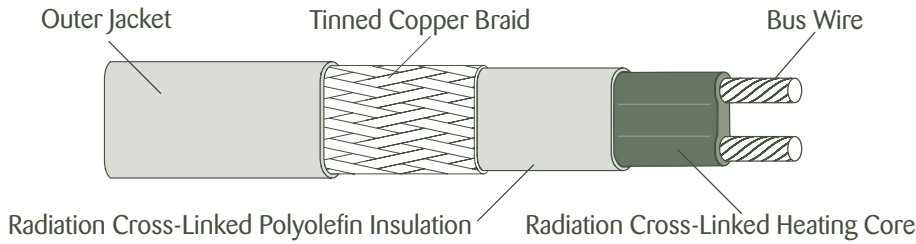
European Headquarters
Boezemweg 25 • PO Box 205
2640 AE Pijnacker • The Netherlands
Phone: +31 (0) 15-36 15 370

Corporate Headquarters
100 Thermon Dr. • PO Box 609
San Marcos, TX 78667-0609 • USA
Phone: +1 512-396-5801

For the Thermon office nearest you
visit us at . . .
www.thermon.com

Characteristics . . .

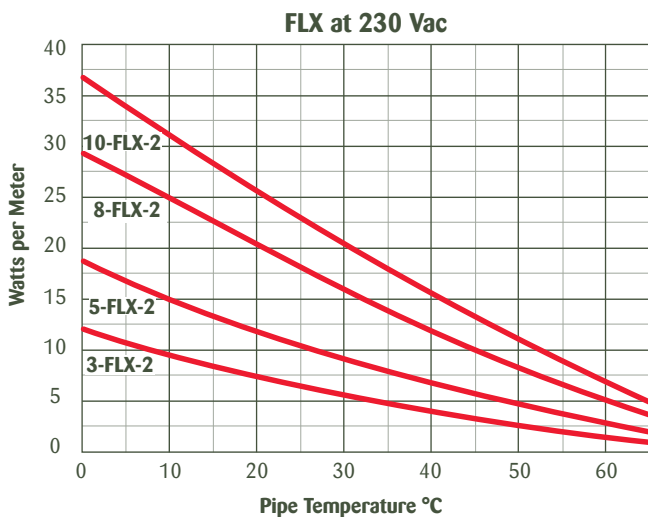
Nominal Outside Dimension . . .



Bus wire..... 1,3 mm nickel-plated copper
 Metallic braidtinned copper
 Outer jacket -OJ, polyolefin; -FOJ, fluoropolymer
 Minimum bend radius
 @ -15°C 10 mm
 @ -60°C 32 mm
 Supply voltage 230 Vac
 Circuit protection..... 30 mA ground-fault protection required
 Maximum continuous exposure temperature power-on: 65°C; power-off: 85°C

Power Output Curves . . .

Circuit Breaker Sizing and Type . . .



Product Type	230 Vac Service Voltage		Max. Circuit Length vs. Breaker Size		
	Power Output at 10°C W/m	Start-Up Temp. °C	Meters (B and C-Type Breakers)		
			16A	25A	32A
3-FLX-2	9	10	191	226	226
		0	191	226	226
5-FLX-2	15	-20	156	226	226
		10	117	184	184
8-FLX-2	25	0	117	184	184
		-20	98	153	184
10-FLX-2	32	10	93	146	146
		0	93	146	146
10-FLX-2	32	-20	74	116	146
		10	67	105	120
10-FLX-2	32	0	58	91	117
		-20	45	71	91

Certifications/Approvals . . .

